



## 8.6m X 3.1m, 1 BEDROOM POD

\$88,990 inc GST

POD:8631-P2

This one-bedroom transportable building offers an ensuite, a full end wall kitchen, ideal for individuals or couples seeking cosy, functional living space with everything you need!

## SPECIFICATIONS: 8.6 X 3.1m, 1 BEDROOM POD

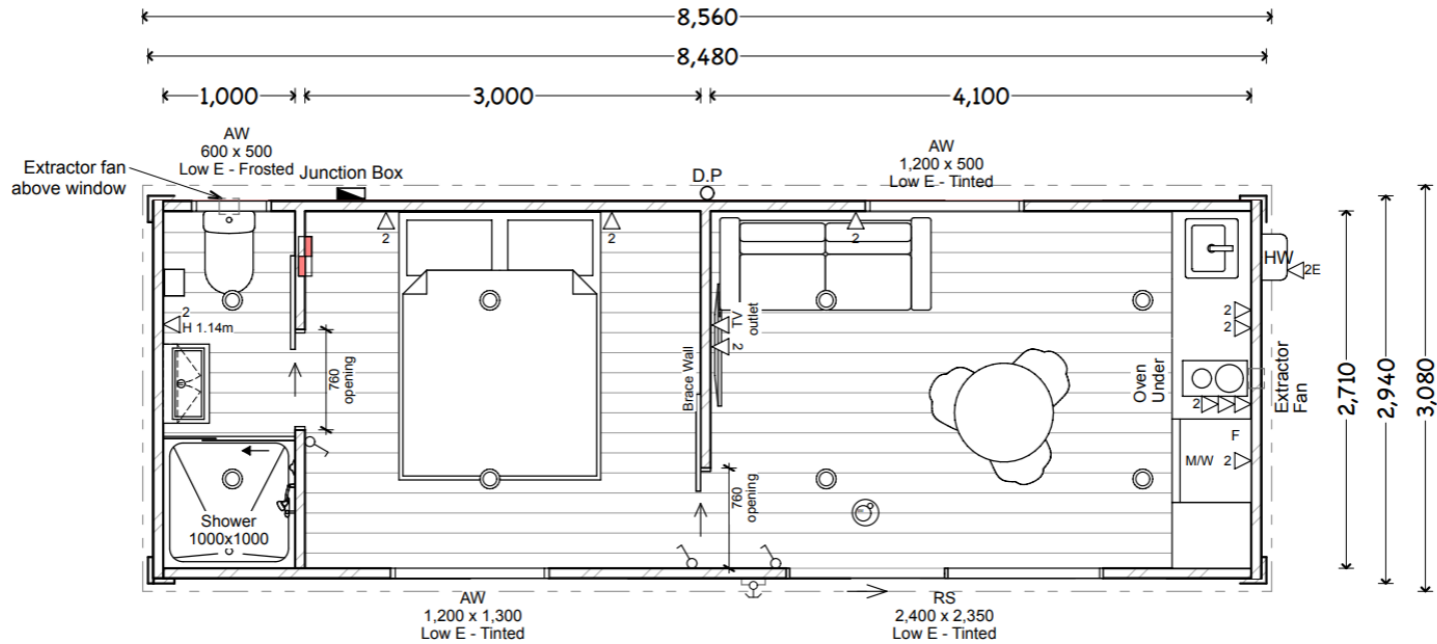
|   |   |
|---|---|
| External Dimensions                         | 8.6m x 3.1m   |
| Footprint                                   | 27m <sup>2</sup>  |
| Exterior Cladding                           | Colorsteel Maxx   |
| Glazing                                     | Double  |
| Ranch Slider<br>(with opening sash windows) | ✓   |
| Power                                       | 32A Junction Box  |
| Insulation Values                           | Roof 7.5, Wall 2.1, Floor 3.3<br>(exceeds NZ Building Code) |
| Flooring                                    | Wide Plank Vinyl 2.5mm                                      |
| Lighting                                    | LED   |
| Internal Lights                             | 8   |
| External Lights                             | 1   |
| Double Power Points                         | 7   |
| Single Power Points                         | Optional  |
| USB   | Optional  |
| External Timber Screen                      | ✓   |
| Internal Timber Panels                      | Optional  |














|  |                                       |
|--|---------------------------------------|
| Benchtop                                     | Laminate<br>(Engineered stone option) |
| Blinds                                       | Optional                              |
| Washing Machine<br>Connection                | Optional                              |
| Electrical Code of Compliance<br>Certificate | ✓                                     |
| Gas Code of Compliance<br>Certificate        | ✓                                     |
| Shower                                       | ✓                                     |
| Bathroom Vanity                              | ✓                                     |
| Bathroom Extractor Fan                       | ✓                                     |
| Mirrored Storage Cabinet                     | ✓                                     |
| Wardrobe in Master Bedroom                   | Optional                              |
| Electric Hob                                 | ✓                                     |
| Ducted Rangehood                             | ✓                                     |
| Smoke Alarm                                  | ✓                                     |
| Pod Code of Compliance<br>Certificate        | ✓                                     |
| 16L Rinnai Gas Califont                      | ✓                                     |

## FRONT & INTERIOR VIEW: 8.6 X 3.1m, 1 BEDROOM POD



# FLOORPLAN: 8.6 X 3.1m, 1 BEDROOM POD



|   |  |   |  |
|---|--|---|--|
| <p><b>NOTES:</b><br/>Risk Group - SH NZBC C1/AS1 Applies.<br/>In general all construction to comply with the NZ Building code and all relevant NZ/A standards whether detailed on the plans or not.</p> <p><b>PODLIFE SPECIFICATIONS:</b><br/><b>SMOKE ALARMS:</b><br/>Smoke alarms to be fitted in accordance with NZBC F7/AS1 and NZ4514.</p> <p><b>ELECTRICAL:</b><br/>IPX4 (min) rated caravan plugs pre-installed into PODs by Certified Electrician. PODs shall be shipped with electrical certification.</p> | <p><b>ELECTRICAL KEY:</b></p> <ul style="list-style-type: none"> <li> Double Switch</li> <li> Light switch</li> <li> Dimmer Light Switch</li> <li> Double plug</li> <li> Externally rated double plug 1.5m high</li> <li> Ceiling mounted LED light</li> </ul> | <ul style="list-style-type: none"> <li> External Wall light</li> <li> Smoke alarm</li> <li> Distribution Board</li> <li> Caravan plug - in 2.3m high</li> <li> Junction box - in 0.3m high</li> <li> Water feed inlet</li> <li> Washing machine taps (install double waste)</li> </ul> | <p><b>WINDOW CODES:</b></p> <ul style="list-style-type: none"> <li>FR. Frosted / Obscure glass</li> <li>Tgh. Toughened glass.</li> <li>AW. Awning</li> <li>R/S. Ranch slider</li> </ul> <p>(All windows to be double glazed)</p> |
|---|--|---|--|

8631-P2-RH

PLOT: 23/05/2024