



6.2m X 3.1m, KITCHEN STUDIO POD

\$66,590 inc GST

POD:6231-P5



Designed for comfortable living, this studio Pod boasts an ensuite, a kitchen with an electric hob, and ample storage space. Offering both convenience and functionality, it provides a cozy and efficient living environment for individuals or couples looking for a self-contained living solution.

SPECIFICATIONS: 6.2m X 3.1m, KITCHEN STUDIO POD

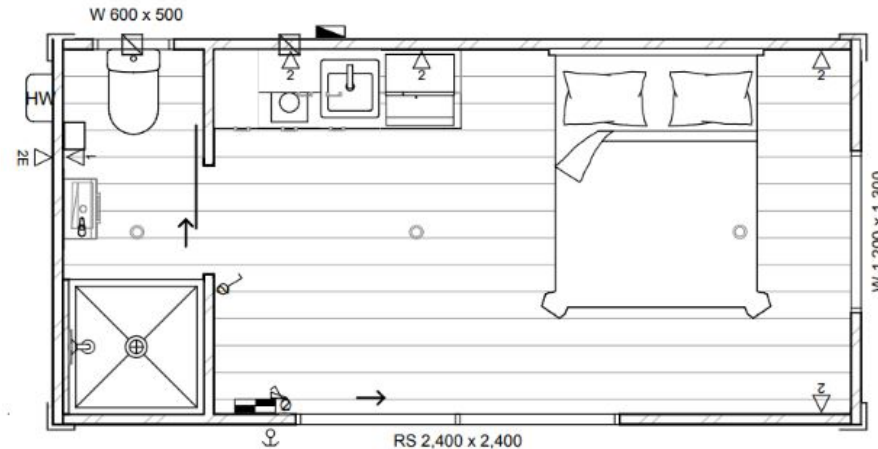
External Dimensions	6.2m x 3.1m
Footprint	19m ²
Exterior Cladding	Colorsteel Maxx
Glazing	Double
Ranch Slider (with opening sash windows)	✓
Power	32A Junction Box
Insulation Values	Roof 7.5, Wall 2.1, Floor 3.3 (exceeds NZ Building Code)
Flooring	Wide Plank Vinyl 2.5mm
Lighting	LED
Internal Lights	6
External Lights	1
Double Power Points	5
Single Power Points	Optional
USB	Optional
External Timber Screen	✓
Internal Timber Panels	Optional

Benchtop	Laminate (Engineered stone option)
Blinds	Optional
Washing Machine Connection	✓
Electrical Code of Compliance Certificate	✓
Gas Code of Compliance Certificate	✓
Shower	✓
Bathroom Vanity	✓
Bathroom Extractor Fan	✓
Mirrored Storage Cabinet	✓
Wardrobe	Optional
Electric Hob	✓
Ducted Rangehood	✓
Smoke Alarm	✓
Pod Code of Compliance Certificate	✓
16L Rinnai Gas Califont	✓

FRONT & INTERIOR VIEW: 6.2m X 3.1m, KITCHEN STUDIO POD



FLOORPLAN: 6.2m X 3.1m, KITCHEN STUDIO POD



NOTES:

Risk Group - SH NZBC C1/AS1 Applies.

In general all construction to comply with the NZ Building code and all relevant NZ/A standards whether detailed on the plans or not.

PODLIFE SPECIFICATIONS:

SMOKE ALARMS:


Smoke alarms to be fitted in accordance with NZBC F7/AS1 and NZ4514.


ELECTRICAL:


IPX4 (min) rated caravan plugs pre-installed into PODs by Certified Electrician. PODs shall be shipped with electrical certification.

ELECTRICAL KEY:

 Light switch


 Double plug

 Double Plug with USB

 Externally rated dble plug


 Ceiling mounted LED light

 Extract Vent


 External down light

 Smoke alarm

 Distribution Board

 Junction box - in External TBC

 Hose tap (random location)

 W/M
Washing machine taps
(install double waste)

WINDOW CODES:

FR. Frosted / Obscure glass

(All windows to be double glazed & Toughened glass.)

INSULATION VALUES

Roof 150mm R-7.5

Walls 75mm R-2.07

Floor 115mm R-3.3