



6.2m X 3.1m, KITCHENETTE STUDIO POD

\$59,695 inc GST

POD:6231-P3


Perfect for accommodating guests or creating a sleepout, this studio Pod features an ensuite and a kitchenette. With its compact yet comfortable design, it offers convenience and privacy for overnight stays, making it a great addition to any property.

SPECIFICATIONS: 6.2m X 3.1m, KITCHENETTE STUDIO POD

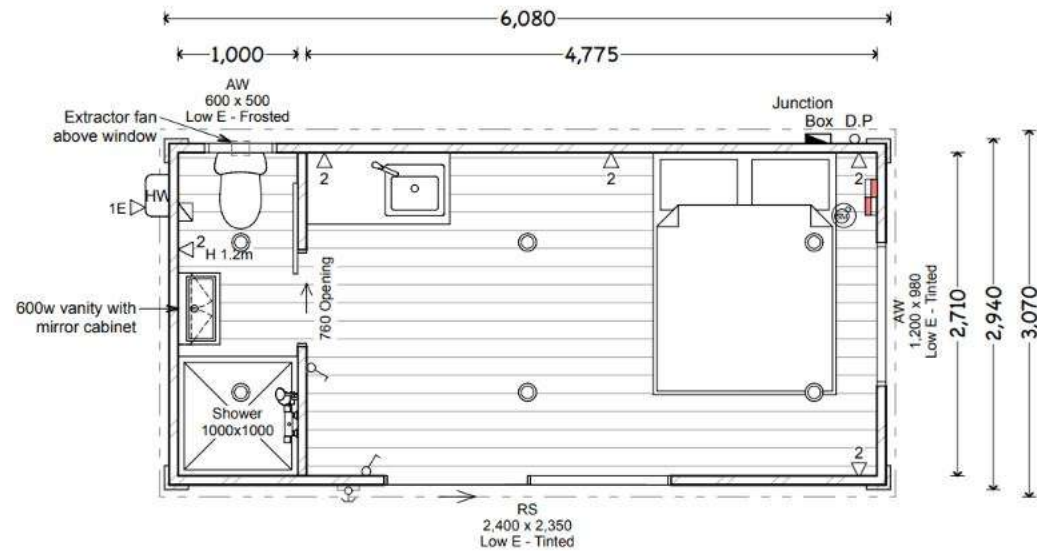
External Dimensions	6.2m x 3.1m
Footprint	19m ²
Exterior Cladding	Colorsteel Maxx
Glazing	Double
Ranch Slider (with opening sash windows)	✓
Power	32A Junction Box
Insulation Values	Roof 7.5, Wall 2.1, Floor 3.3 (exceeds NZ Building Code)
Flooring	Wide Plank Vinyl 2.5mm
Lighting	LED
Internal Lights	6
External Lights	1
Double Power Points	5
Single Power Points	Optional
USB	Optional
External Timber Screen	✓
Internal Timber Panels	Optional














Benchtop	Laminate
Blinds	Optional
Washing Machine Connection	Optional
Electrical Code of Compliance Certificate	✓
Gas Code of Compliance Certificate	✓
Shower	✓
Bathroom Vanity	✓
Bathroom Extractor Fan	✓
Mirrored Storage Cabinet	✓
Wardrobe	Optional
Electric Hob	Optional
Ducted Rangehood	Optional
Smoke Alarm	✓
Pod Code of Compliance Certificate	✓
16L Rinnai Gas Califont	✓

FRONT & INTERIOR VIEW: 6.2m X 3.1m, KITCHENETTE STUDIO



FLOORPLAN: 6.2m X 3.1m, KITCHENETTE STUDIO POD



<p>NOTES: Risk Group - SH NZBC C1/AS1 Applies. In general all construction to comply with the NZ Building code and all relevant NZ/A standards whether detailed on the plans or not.</p> <p>PODLIFE SPECIFICATIONS: SMOKE ALARMS: Smoke alarms to be fitted in accordance with NZBC F7/AS1 and NZ4514.</p> <p>ELECTRICAL: IPX4 (min) rated caravan plugs pre-installed into PODs by Certified Electrician. PODs shall be shipped with electrical certification.</p>	<p>ELECTRICAL KEY:</p> <ul style="list-style-type: none">  Double Switch  Light switch  Dimmer Light Switch  Double plug  Externally rated dble plug 1.5m high  Ceiling mounted LED light 	<ul style="list-style-type: none">  External Wall light  Smoke alarm  Distribution Board  Caravan plug - in 2.3m high  Junction box - in 0.3m high  Water feed inlet  Washing machine taps (install double waste) 	<p>WINDOW CODES:</p> <ul style="list-style-type: none"> FR. Frosted / Obscure glass Tgh. Toughened glass. AW. Awning R/S. Ranch slider <p>(All windows to be double glazed)</p>
---	---	---	--

6231 - P3 - LH

PLOT: 7/03/24